

MATT PUNCH

Collection

600x
1200mm

AntoviaTM
surfaces



**COLLECTION
2025**



WHY CHOOSE US

we are committed to transforming spaces with exceptional tile solutions. Here's why partnering with us is the right choice:



Unmatched Quality:

We prioritize excellence by using the finest materials and advanced manufacturing techniques to ensure every tile meets the highest quality standards.



Innovative Designs:

Our collection is inspired by global trends and crafted with creativity, offering a perfect blend of aesthetics and functionality.



Wide Range of Options:

Whether you're looking for sleek, polished surfaces or rustic finishes, we provide an extensive variety of tiles to suit every style and need.



Sustainability at Heart:

we believe in eco-conscious manufacturing, minimizing environmental impact while delivering superior products.



Customer-Centric Approach:

We value our clients and offer personalized solutions, ensuring your vision is brought to life with precision and care.



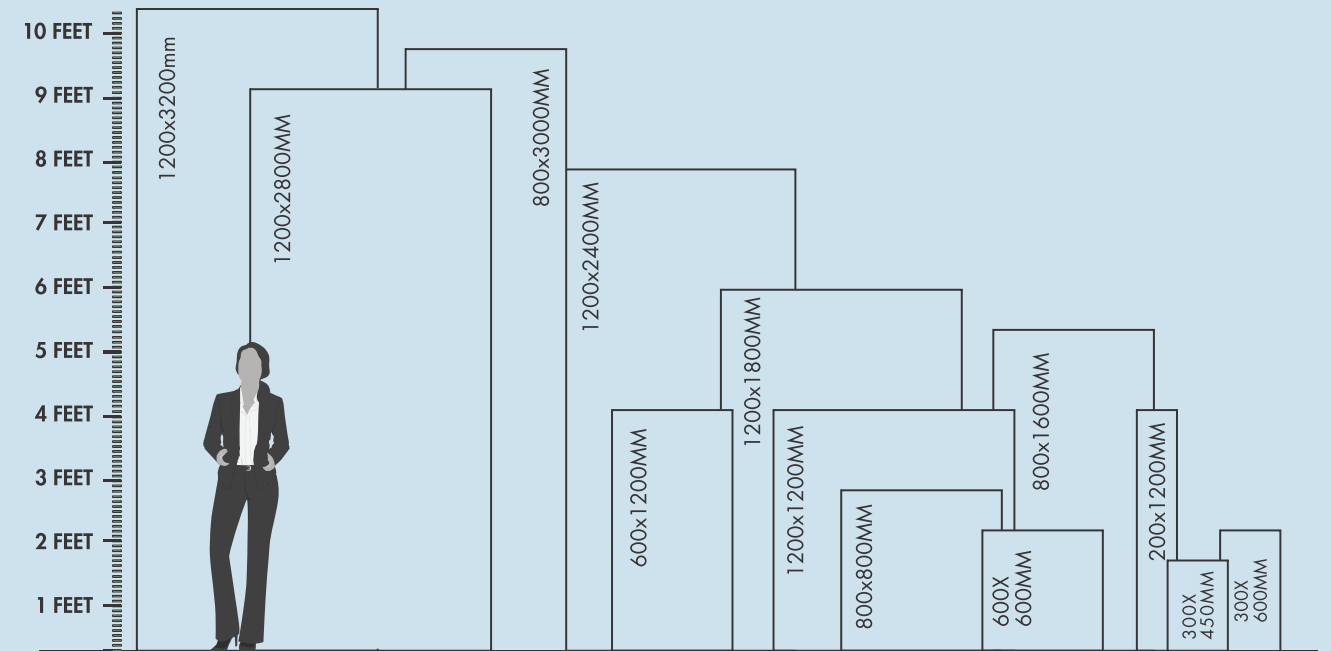
Trusted Expertise:

With years of industry experience, our team of experts is dedicated to helping you create beautiful and durable spaces.



PRODUCT RANGE

Our tile collection offers a wide range of sizes, from small formats to large slabs, perfect for any space. Whether for walls, floors, or features, our versatile tiles fit every design need with ease.



WIDE RANGE OF GVT, PGVT, CERAMIC & PORCELAIN TILES IN MULTIPLE SIZES & FINISHES

- ✓ **PORCELAIN TILES** ⇄ 8MM
- ✓ **SLAB** ⇄ 6,9,12,15MM
- ✓ **FULL BODY** ⇄ 8.5MM & 15MM
- ✓ **CERAMIC WALL** ⇄ 9MM
- ✓ **CERAMIC FLOOR** ⇄ 8.5MM
- ✓ **DOUBLE CHARGE** ⇄ 8MM

APPLICATION AREA



INDOOR



OUTDOOR



SWIMMING
POOL



AIRPORT



UNIVERSITY



HOSPITAL



HOTEL



FIRE EXIT

TECHNICAL FEATURES



EASY TO
MAINTAIN



EASY TO
CLEAN



WATERPROOF



ECOLOGICAL



Frost
Resistant



STAIN
RESISTANT



RESISTANT
TO CHEMICALS



HIGH
STRENGTH

The selected icon style reflects a modern, minimalistic approach with clean lines and balanced geometry, ensuring clarity and versatility. Each icon is carefully chosen to align with the brand's identity, maintaining consistency across all platforms. The simplicity in design enhances readability at any size, while the unified style ensures visual harmony in both digital and print applications. This thoughtful selection supports effective communication and strengthens brand recognition.



Antovia™
surfaces



Our tiles offer a sleek, polished look that enhances colors and reflects light, creating a spacious, luxurious feel. Durable and easy to clean, they're perfect for stylish floors and walls in both homes and businesses.



TOUCH THE ICON

You can access various features within our PDF for enhanced viewing and sharing options



Click on the "**360 Preview**" icon to display interactive 360° product details. Explore the product from every angle effortlessly.



Click on the "**Real Video/Photo**" icon to access real tiles capture from camera . Easily navigate and explore real color footage showcasing the Tiles.



Click on the "**HD Preview**" icon to display high-definition product details, Multiple Tiles Application Preview. Enhance the user experience with crystal-clear visuals.



Click on the "**Touch the Explore Tile**" icon to discover our diverse collection of tiles. Effortlessly navigate and find your perfect match.



Click on the "**Social Media Post**" icon to display product details on social media. Share engaging content seamlessly.



Click on the "**Back to Index**" icon to return to the main page. Easily navigate and access the complete list of Tiles


INDEX



FOREVER CEMENTO
CREMA




FOREVER CEMENTO
GREY




FOREVER CEMENTO
LIGHT



RUSTICO ASH



RUSTICO SILVER



RUSTICO CREMA



SILK ROSSA
TRAVERTINO



SILK ROSSA
TRAVERTINO LIGHT



**TOUCH TO
EXPLORE TILE**
TAP ICON TO FULL PAGE

MATT PUNCH
Collection



FOREVER CEMENTO CREMA

Size

600X1200MM

Finish

Matt Punch


Thickness

8.5MM

Random

3

MATT PUNCH
Collection



FOREVER CEMENTO GREY

Size

600X1200MM

Finish

Matt Punch

Thickness

8.5MM

Random

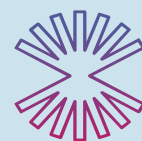
3




← BACK



FOREVER CEMENTO GREY



MATT PUNCH
Collection



FOREVER CEMENTO LIGHT

Size

600X1200MM

Finish

Matt Punch


Thickness

8.5MM

Random

3

MATT PUNCH
Collection



RUSTICO ASH

Size

600X1200MM

Finish

Matt Punch

Thickness


8.5MM

Random


1



← BACK



MATT PUNCH
Collection



RUSTICO SILVER

Size

600X1200MM

Finish

Matt Punch

Thickness

8.5MM

Random

1



← BACK



RUSTICO SILVER



MATT PUNCH
Collection



RUSTICO CREMA

Size

600X1200MM

Finish

Matt Punch

Thickness

8.5MM

Random

1



← BACK



RUSTICO CREMA



MATT PUNCH
Collection



SILK ROSSA TRAVERTINO

Size

600X1200MM

Finish

Matt Punch

Thickness

8.5MM

Random

1



BACK



SILK ROSSA TRAVERTINO



MATT PUNCH
Collection



SILK ROSSA TRAVERTINO LIGHT

Size

600X1200MM

Finish

Matt Punch

Thickness

8.5MM

Random

1

TECHNICAL FEATURES

CHARACTERISTICS	INTERNATIONAL STANDARD ISO 13006:2012/EN14411 Group BIA	OUR MEAN VALUE	TEST METHOD
Dimension & Surface Quality			
Length	± 0.60 %	± 0.10 %	ISO 10545-2
Thickness	± 5.00 %	± 3.00 %	ISO 10545-2
Straightness in side	± 0.50 %	± 0.10 %	ISO 10545-2
Rectangularity	± 0.50 %	± 0.10 %	ISO 10545-2
Surface flatness	± 0.50 %	± 0.510 %	ISO 10545-2
Surface quality	Declared by Manu.	95-105 %	ISO 2813(Gloss Meter)
Glossiness (only Polished Products)	Min. 95% Tile Should Be Free From Defects	Min. 98% Tile Should Be Free From Defects	ISO 10545-2
Physical Characteristics			
Water absorption	E ≤0.5 %	E ≤0.5 %	ISO 10545-3
MOH'S hardness	≤ 6	≤ 6	ISO 10545-3
Moisture expansion	Nil	Nil	ISO 10545-10
Abrasion resistance	Declared by Manu.	Pei 3-5 (Declared on product)	ISO 10545-7
Mechanical Characteristics			
Flexural strength(MOR)	≥35N/mm ² (350kg/cm ²)	≥37N/mm ² (370kg/cm ²)	ISO 10545-4
Breaking strength	1300 Newton	2000 Newton	ISO 10545-4
Impact resistance	Declared by Manu.	No indentation or cracking	ISO 10545-5
Safety Characteristics			
Skid resistance (Dynamic Friction Coefficient)	≥ 0.4	≥ 0.4	ISO 10545-17 DIN 51082
Density	≥ 2.0 gm/cc	≥ 2.3 gm/cc	
Thermo Photo Characteristics			
Thermal shock resistance	Resistant to 10 cycles	Pass Min. 10 cycles	ISO 10545-9
Frost resistance	Frost Proof	Need to comply with the standard	ISO 10545-12
Coefficient of Linear thermal Expansion	9×10 ⁻⁶ K-1	<5.86×10 ⁻⁶ K-1	ISO 10545-8
Color resistance to UV light	Resistant	Resistant	ISO 10545-16
Chemical Characteristics			
Chemical resistance: House Hold Chemicals & Swimming Pool Salts	Min. Class - GB	Confirm to Classes - GA	ISO 10545-13
Chemical resistance: Low Concentrations Acids & Alkalis	Min. Class - GIB	Confirm to Classes - GIA	ISO 10545-13
Chemical resistance: High Concentrations Acids & Alkalis	Min. Class - GHB	Confirm to Classes - GHA	ISO 10545-13
Stain resistance	Min. Class - 3	Min. Confirm to Class - 4	ISO 10545-14

600x1200mm Packing Details

SLAB/BOX	2 Pcs
COVERAGE AREA / BOX	1.44 Sq.mtr.
WEIGHT/BOX(APPROX)	27 kg

Note:

Certain amount of size and shade variation is inherent in all ceramic

AntoviaTM
surfaces